

GENERAL NOTES :

- DESIGN**
- THIS DRAWING CONVEYS IN PRINCIPLE THE ENGINEERING CRITERIA USED IN THE DESIGN OF THE 30 FT. WIDE ARMBRUSTER CELEBRATION TENT FRAMES. WHEN USED IN REVIEW OR APPROVAL, THIS DRAWING SHALL BE ACCOMPANIED BY THE MANUFACTURER'S ASSURANCE THAT THE CONSTRUCTION DETAILS USED IN THE ACTUAL MANUFACTURE OF THIS TENT ARE THOSE WHICH HAVE BEEN APPROVED, IN ADVANCE, BY THIS ENGINEER. THE ADEQUACY AND APPROPRIATENESS OF THE ENGINEERING CRITERIA SELECTED FOR THIS STRUCTURE SHOULD BE REVIEWED FOR EACH SITE AND INSTALLATION, BASED ON LOCAL CLIMATE AND WIND CONDITIONS, GEOGRAPHICAL LOCATION, EXPOSURE, DURATION OF INSTALLATION, OCCUPANCY AND CODE REQUIREMENTS.
 - THIS TENT HAS BEEN DESIGNED FOR 70 MPH WIND (FASTEST MILE), EXPOSURE "C". EXPOSURE "C" IS TAKEN AS THAT DEFINED IN ASCE 7-03, "MINIMUM DESIGN LOADS FOR BUILDINGS AND OTHER STRUCTURES", USING CORRESPONDING GUST RESPONSE FACTORS AND EXPOSURE FACTORS. THIS IS DEFINED AS "OPEN TERRAIN WITH SCATTERED OBSTRUCTIONS HAVING HEIGHTS GENERALLY LESS THAN 30 FT. THIS CATEGORY INCLUDES FLAT OPEN COUNTRY AND GRASS LANDS.
 - STAKING OF THIS TENT IS NOT A PART OF THIS DESIGN INASMUCH AS EACH SITE IS UNIQUE AS TO GROUND CONDITIONS, EXPOSURE, ETC. THIS DESIGN DOES PROVIDE TABULATED GUY STRAP LOADS FOR EACH OF THE ABOVE DESIGN LOAD CASES. NOTE THAT THESE ARE ACTUAL UN-FACTORED LOADS.
 - IT IS ASSUMED THAT THIS TENT IS INSTALLED AT-GRADE ON A HORIZONTAL GROUND PLANE, ON WELL DRAINED SOIL.
 - IT IS ASSUMED THAT THIS TENT WILL HAVE AN OCCUPANT LOAD OF FEWER THAN 300 PERSONS AND WILL BE INSTALLED FARTHER THAN 100 MILES FROM A HURRICANE COASTLINE.
 - THIS TENT IS NOT DESIGNED FOR SNOW EXPOSURE.
 - THIS TENT IS NOT DESIGNED TO CARRY PONDED WATER.
 - THIS DESIGN ASSUMES NO SIDEWALLS.
 - THIS TENT IS NOT DESIGNED AS A HAVEN IN A STORM. IT SHOULD BE EVACUATED IN THE EVENT OF A STORM.
- MATERIAL**
- FABRIC SHALL BE HEAVY DUTY 15 OZ./SQ. YD. VINYL-LAMINATED POLYESTER, FLAME RETARDANT, 3-PLY, 100 DENIER, 9x9 WEFT-INSERTED WEAVE. FABRIC SEAMS SHALL BE RF-WELDED, SIZED TO DEVELOP AT LEAST 90% OF THE TENSILE STRENGTH OF THE FABRIC JOINED. WHERE SEAM STITCHING IS REQUIRED, THREAD SHALL BE UV-RESISTANT POLYESTER, MANUFACTURED FOR THAT PURPOSE.
 - WEBBING SHALL BE 2" WIDE POLYESTER W/5000 LB. MIN. BREAKING STRENGTH (MAX. ELONGATION AT BREAK = 12%), MILDEW-TREATED AND UV-RESISTANT.
 - SIDEPOLLS, EAVES, RIDGES, RAFTERS, HIP RAFTERS & HIP BRACES SHALL BE 6061-T6, ALUMINUM SCHEDULE 80 PIPE.
 - CONNECTION HUBS SHALL BE HOT ROLLED STEEL TYPE 1000 ASTM A513 SCHEDULE 10 PIPE.
 - GUY STRAPS SHALL BE LOW ELONGATION POLYESTER WEBBING WITH A MINIMUM SAFE WORKING LOAD RATING EQUAL TO OR GREATER THAN THE TABULATED GUY STRAP LOAD. WEBBING MUST BE MAINTAINED TAUT.
 - HARDWARE SHALL BE LOAD RATED.
 - STAKES ARE NOT SOLD AS A PART OF THIS PRODUCT SO AS TO EMPHASIZE THE DUTY AND THE RESPONSIBILITY OF THE INSTALLER TO CHOOSE STAKES OF THE APPROPRIATE NUMBER, TYPE AND SIZE TO DEVELOP THE NECESSARY HOLDING POWER PER GUY STRAP LOAD TABLE FOR THE SITE CONDITIONS WHERE THE TENT WILL BE INSTALLED. STAKES SHOULD BE INSTALLED IN SUCH A WAY THAT RESISTANCE TO PULL-OUT IS EQUAL TO THE TABULATED LOADS ON THIS DRAWING TIMES AN APPROPRIATE SAFETY FACTOR.

	10 PSF UP/DOWN	20 PSF UP/DOWN	70 MPH WIND EXP. "C"
CORNER GUYS	1450	2900	1600
END GUYS	1450	2900	1600
BRACE GUYS	1450	2900	1600
INTERMEDIATE GUYS	1450	2900	1600
MIDDLE GUYS	1450	2900	1600

NOTE * * - FRAME TENT POLES SHALL BE FITTED W/ 1 1/8" STEEL TUBING SLIDING INSERTS (STAKED TO GROUND) WHEREVER THE TENT IS SUBJECT TO LIFTING OFF GROUND IN WIND.

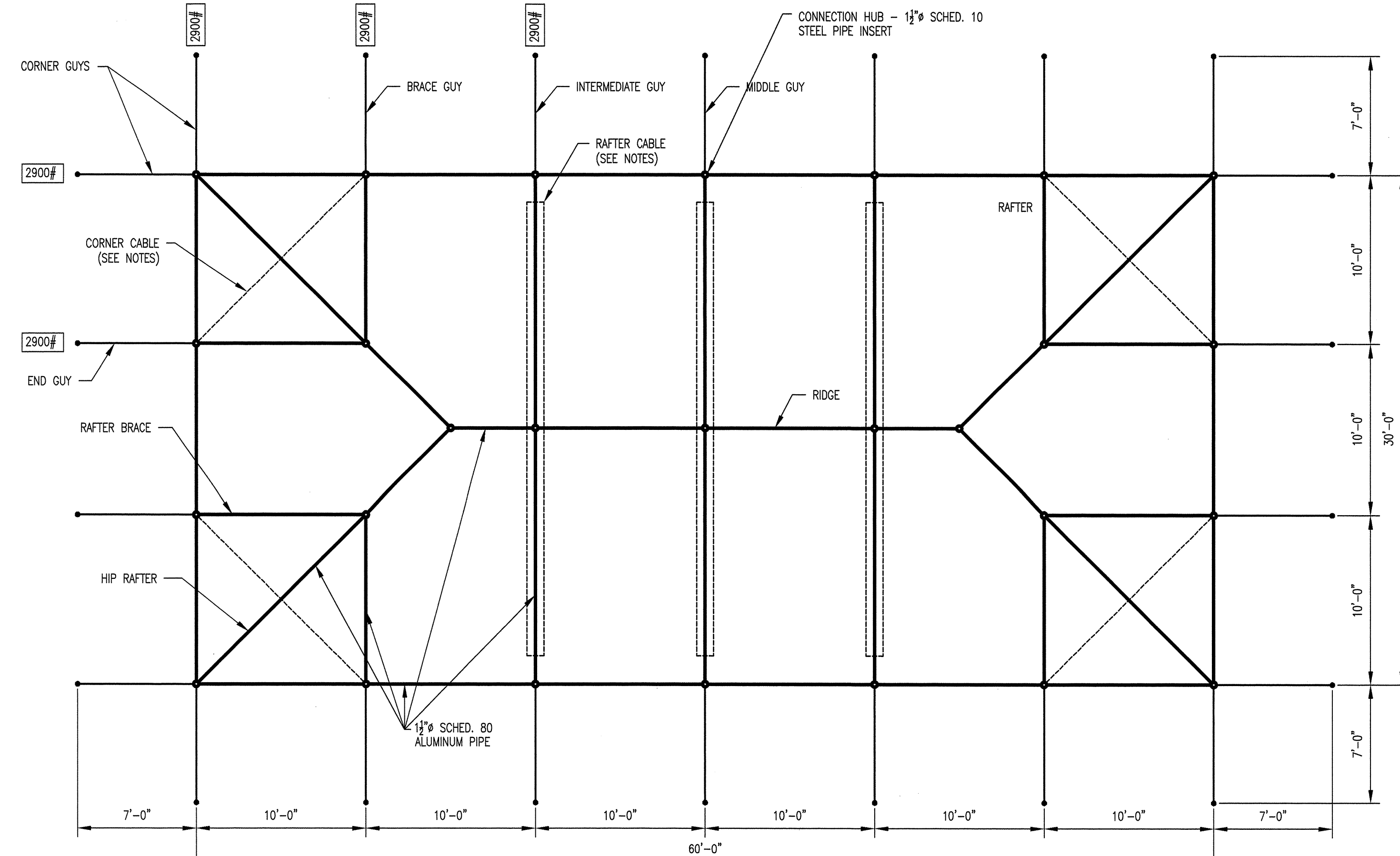
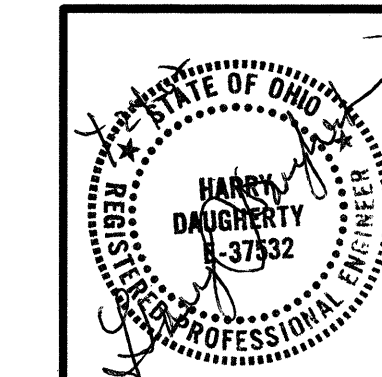
INSTALLATION

- SITE SELECTION AND ANCHORING OF THIS TENT IS THE RESPONSIBILITY OF THE INSTALLER.
- EACH COMPONENT OF THIS TENT SHOULD BE INSPECTED AT THE BEGINNING OF EACH INSTALLATION. DAMAGED MATERIALS SHOULD BE REPLACED BEFORE INSTALLATION BEGINS.
- ALL ANCHOR LOCATIONS MUST BE ACCURATELY LAID OUT.
- BEFORE INSTALLATION IS COMPLETE, ADEQUATE TENSION MUST BE APPLIED TO THE GUYING STRAPS IN ORDER TO STRETCH THE FABRIC TAUT. CORRECT PULLING OUT AND DRESSING OF THIS TENT REQUIRES DILIGENCE, PATIENCE, CONSIDERABLE SKILL AND EXPERTISE WHICH CAN ONLY BE OBTAINED THROUGH PROPER IN-FIELD TRAINING.
- THIS DRAWING DOES NOT CONSTITUTE AN INSTALLATION MANUAL.
- A VARIETY OF WEATHER AND MATERIAL FACTORS CAN RESULT IN UNEXPECTED STRUCTURAL PERFORMANCE OF THIS TENT WHILE IT IS UNATTENDED BY THE INSTALLER. THUS, THE INSTALLER SHOULD ARRANGE TO MONITOR WEATHER REPORTS AND MAKE PERIODIC INSPECTIONS AND ADJUSTMENTS TO THE TENT DURING THE COURSE OF ANY GIVEN DEPLOYMENT. THE TENT SHOULD BE VACATED IN ADVANCE OF ANY STORM WINDS.

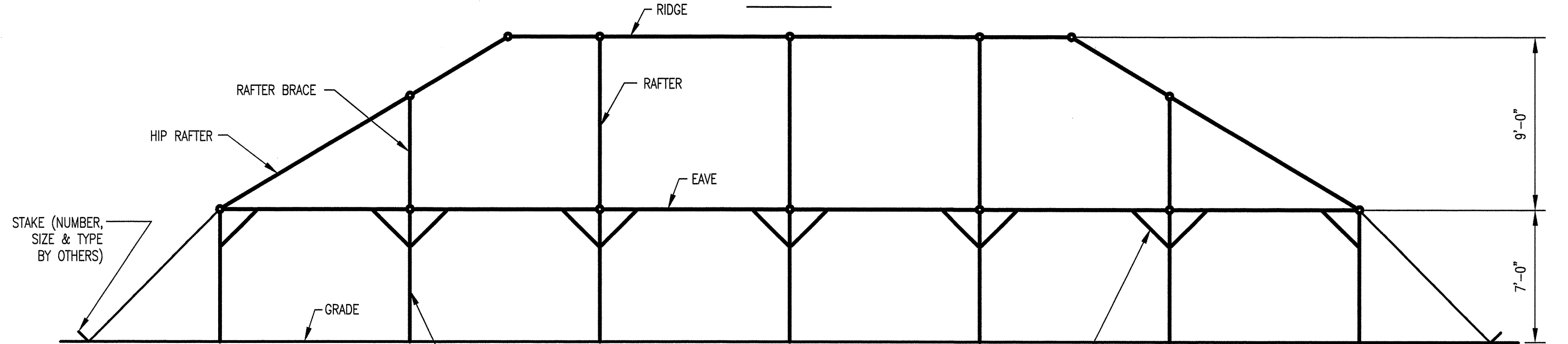
ISSUED: 05/20/07

ARMBRUSTER TENT MAKER	
8600 OLD ROUTE 66 SOUTH SPRINGFIELD, ILLINOIS 62712-8601	
h.b.daugherty, p.e.	
CONSULTING ENGINEER	
WHITEHOUSE, OHIO 43571	

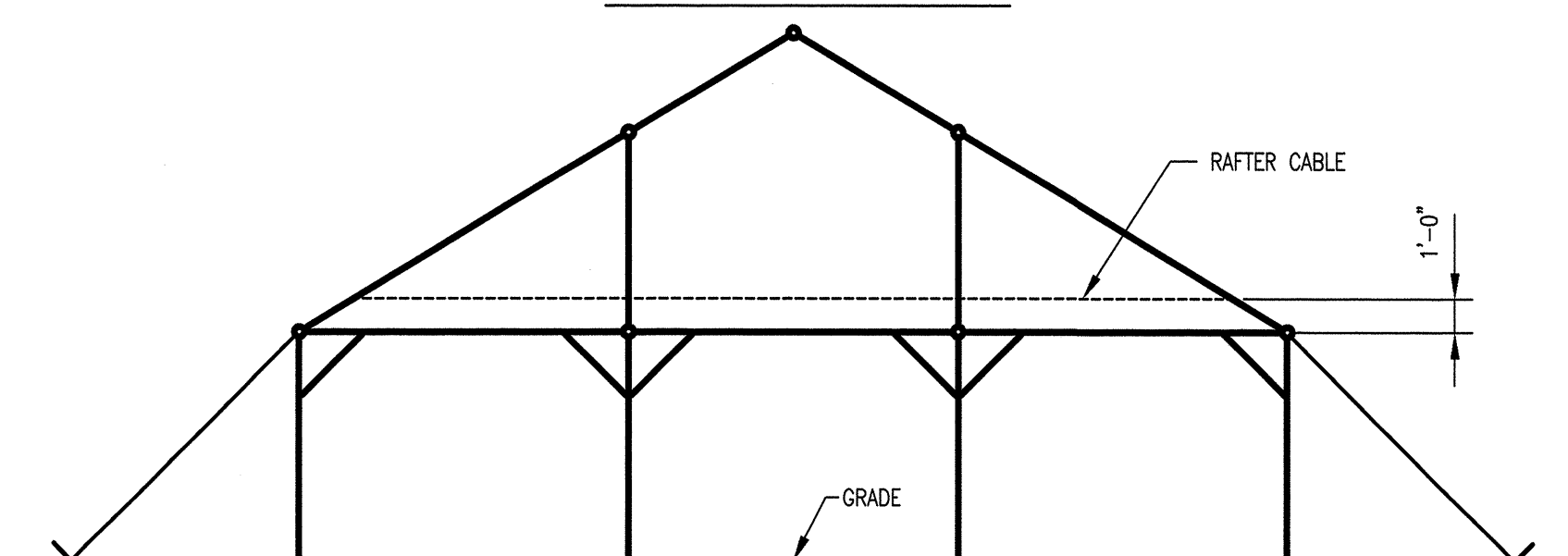
PLANS, ELEVATIONS & NOTES		
SCALE: 3/8"=1'-0"	APPROVED BY:	DRAWN BY: ALS
DATE: March 12, 2007		REVISED
30' WIDE x 60' LONG CELEBRATION		
FOR: ARMBRUSTER MFG.	DRAWING NUMBER CEL 30x60	



PLAN



SIDE ELEVATION



SIDE ELEVATION

30' WIDE CELEBRATION